

SPACE² LITE

MAGNETIC TRACK SERIES

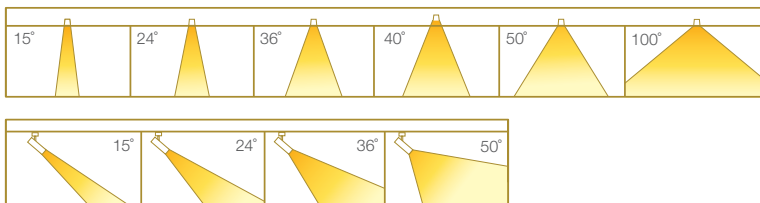
A slimmer 48V powered extra low voltage magnetic track system that is modest yet utmost versatile. Space2 Lite magnetic track series includes a wider variety of luminaire selections that can be flexibly attached and positioned onto the track to obtain the optimum illumination for all kinds of spaces.



Module Colour Temperature Variation



Beam Angle



Driver Dimming Variation












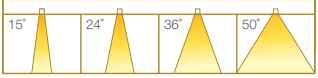




SPACE² LITE PENDANT FIX

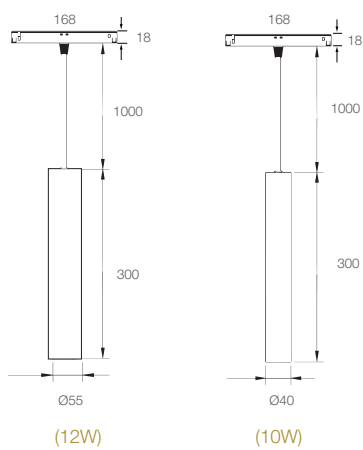
15W / 10W MAGNETIC TRACK LUMINAIRE



AVAILABLE OPTIONS

FIXTURE COLOUR OPTIONS	Trim Colour Options	MATT WHITE RAL9003	MATT BLACK RAL9011	CHROME GOLD
	MATT WHITE RAL9003			
	MATT BLACK RAL9011			
ACCESSORIES	 Honeycomb Anti-Glare Louvre			
LED MODULE	SINGLE CCT  2700K  3000K  4000K  ProART			
DRIVER DIMMING	 (ND)  (DA)			

DIMENSIONS (MM)



SPECIFICATIONS

Family Type	Space ² Lite Series
Input Voltage	48V DC Constant Voltage
Input Voltage	15W, 10W
Lifetime	50,000 hours (80% lumen maintenance at Ta = 25°C), B10
Beam Angles	15°, 24°, 36°, 50°
Colour Temperatures	2700K, 3000K, 4000K
CRI	ProART (CRI-95)
SDCM	3 steps MacAdam ellipse binning
Driver (Dimming)	Non-dim, DALI
Mains Connection	Magnetic track
Materials	Aluminium, plastic
Fire Safety	VW-1
Flammability Mark	F
Ingress Protection	IP40
Regulatory Markings	CE, CCC, RoHS

PHOTOMETRICS

SPACE2 LITE PENDANT FIX

Height (m)		E _{max} (lx)				SPACE ² LITE PENDANT FIX 15W / 12W / 8W / 5W		Luminous Flux (lm)
		15°	24°	36°	50°	Input Power	CRI	3000K
1	E(0°)	8131	6070	2821	1565	15W	ProART CRI-95	1200
	Cone Ø (m)	0.35	0.44	0.68	0.92			
2	E(0°)	2033	1517	705	391	10W	ProART CRI-95	780
	Cone Ø (m)	0.70	0.89	1.35	1.85			
3	E(0°)	903	674	313	174	Data are based on maximum output at highest CCT (6000K). 2700K will have a nominal data value of 10% lower than published. Nominal CRI-95, equals to Ra>90-97, R9>50		
	Cone Ø (m)	1.05	1.33	2.03	2.77			
4	E(0°)	508	379	176	98			
	Cone Ø (m)	1.40	1.77	2.71	3.70			
5	E(0°)	325	243	113	63			
	Cone Ø (m)	1.75	2.22	3.38	4.62			

Correction Factor: SPACE² LITE PENDANT FIX 10W - f = 0.65

ORDERING MATRIX CHART

Type	Fixture				LED Module				Driver							
	Angle	Colour		Reflector Colour	Accessories	Input Power		Beam Angle	Colour Temp	CRI		Dimming				
SL-PENDANT	FX	Fix	WH	Matt White	WH	Matt White	N	None	15	15°	27	2700K	PA	ProART	ND	Non-Dim
			MB	Matt Black	MB	Matt Black										
			CG	Chrome Gold			36	36°	40	4000K						

example: SL-PENDANT.FX.MB.MB.N.10.15.30.PA.DA